


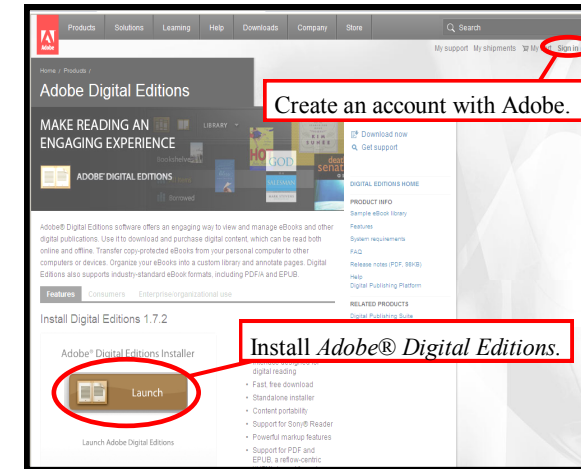
Common Questions



Getting Started— Downloading the Adobe® Digital Editions

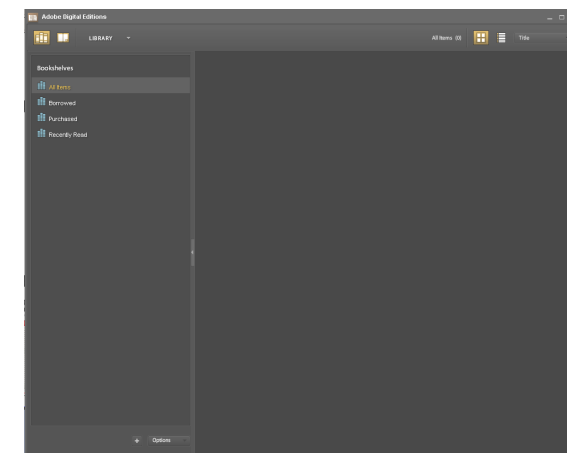
C.

Install *Adobe® Digital Editions* following the steps given. If you do not already have an account with Adobe, you can create one here, too.



D.

Once installed, your computer should open *Adobe® Digital Editions*. You can also open this application at any time with the short cut on your desktop or in your start menu. The first time you open the program, you will need to register it using your Adobe account ID.



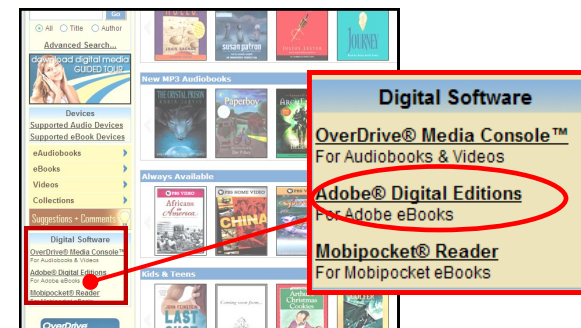
A.

Go to the Houston Area Digital Media Catalog link on the library website at www.countylibrary.org.



B.

Under the left-side menu are links to Digital Software. On the Digital Software page, click on the icon.



Downloadable Media eBooks



Overdrive Digital Media Collection

This brochure contains information for downloading eBooks to the following devices:

- NOOK and NOOKcolor
- Sony eReader
- Pandigital eReader
- Kobo eReader
- LIBRE eBook
- Other Compatible devices

Q: How many items can be checked out?

A: A maximum of 5 items can be checked out for either 7 or 14 days.

Q: Can I return items early?

A: e-Books can be returned early using Adobe Digital Editions.

Q: How are items returned?

A: Adobe Digital Editions will notify you that the title has expired and make the file obsolete.

Q: Why am I being asked to “Place on Hold” instead of “Check Out”?

A: When purchasing titles, we are buying the rights for a single copy allowing one person to download the title at a time. In some cases, we may purchase two copies of a title allowing two users to download the file during the same checkout period.

Q: How do I access items on Hold?

A: Once an item on hold for you becomes available, you will receive an email with a two day window to download your requested item.



Central Library
104 I-45 North
Conroe, Texas 77301
936.442.7712

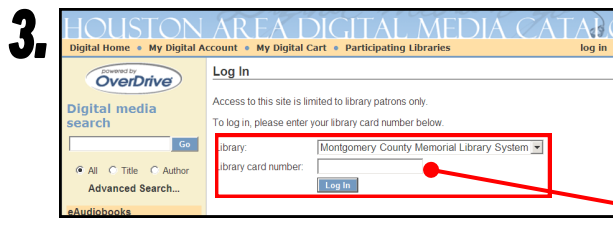
Downloading Digital e-Books



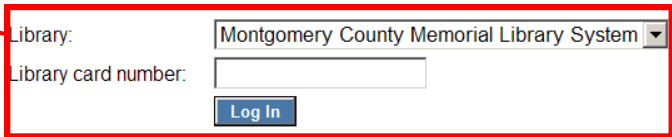
Downloadable Digital e-Books (PDF and EPUB files) are available for you to download for free through your library. Just visit the MCMLS Library website at www.countylibrary.org and click on the *Download Digital Media* Icon on the right side of the screen.



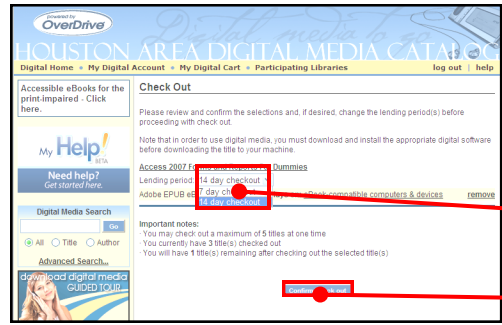
Add to your cart the titles you want to checkout and download. You can either search for titles, authors, or keywords, OR browse genre collections.



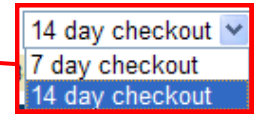
Once you proceed to checkout, you will be asked to select your library and enter your Library Card Barcode Number.



4.



Select the number of days for checkout and confirm the process.



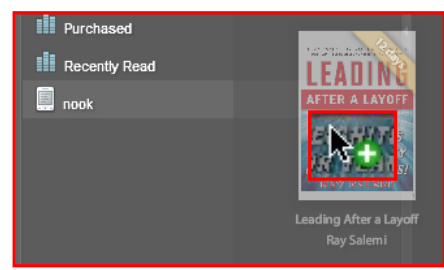
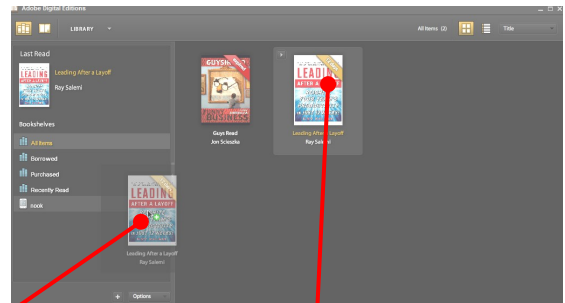
5.



Once the items are checked out to your account, you will be allowed to download and open the title.

6.

After opening the title, you can enjoy it on your computer using *Adobe® Digital Editions* or click and drag a title in *Adobe® Digital Editions* to transfer it to a compatible eReader device. The positive green icon indicates the title is ready to transfer.



Books will be marked with a banner indicating how many days are left until it expires.