


Common Questions



Downloadable Media

Smart Devices



Overdrive Digital Media Collection

This brochure contains information for downloading eBooks and eAudiobooks to the following devices:

- iPhone, iPad, iPod Touch
- Android OS devices
- Windows Phone 7
- BlackBerry Touch

Q: How many items can be checked out?

A: A maximum of 5 items can be checked out for either 7 or 14 days.

Q: Can I return items early?

A: e-Books can be returned early using Adobe Digital Editions registered to the same account as the Smart Phone. Items will need to be downloaded again to a computer with ADE and then returned through the “Return Borrowed Item” feature in ADE. *Audiobooks cannot be returned early.*

Q: Why am I being asked to “Place on Hold” instead of “Check Out”?

A: When purchasing titles, we are buying the rights for a single copy allowing one person to download the title at a time. In some cases, we may purchase two copies of a title allowing two users to download the file simultaneously.

Q: How do I access items on Hold?

A: Once an item on hold for you becomes available, you will receive an email with a two day window to download your requested item.



Central Library
104 I-45 North
Conroe, Texas 77301
936.442.7712

Getting Started— Downloading the Overdrive Media Console

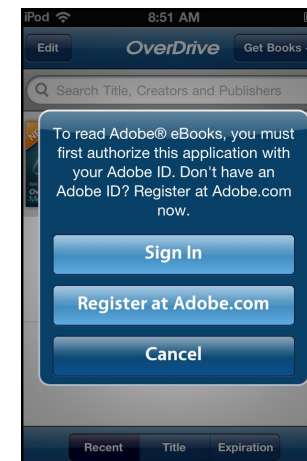
A.

Download the Overdrive Media Console (OMC) to your phone through the App Store or Overdrive website at <http://overdrive.com/Software/>



B.

The first time OMC is opened, it will require you to Sign In OR Register with an Adobe ID.



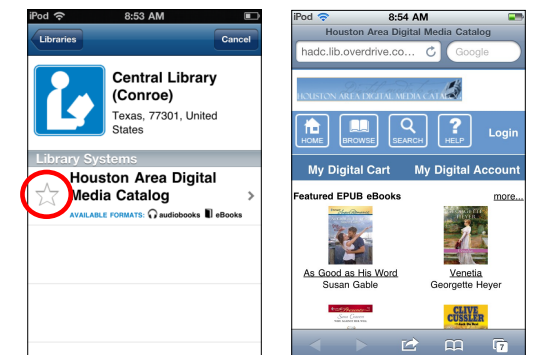
C.

Click “Get Books” and add the MCMLS Library to your



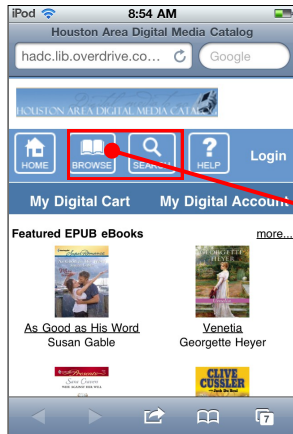
D.

Click on the Central Library (Conroe) entry and add the Houston Area Digital Media Catalog (HADMC) to your list by clicking on the star. Click on the HADMC entry to begin browsing titles.



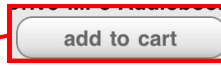
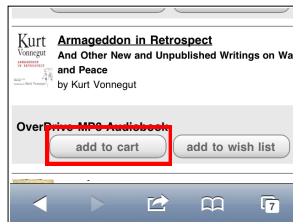
Downloading Materials

1.



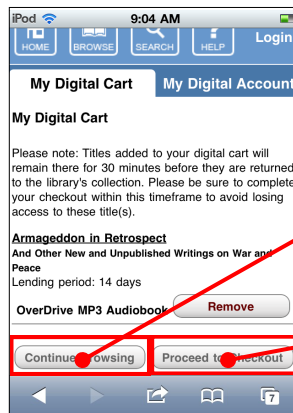
Browse the Houston Area Digital Media Catalog (HADMC) or search for titles.

2.



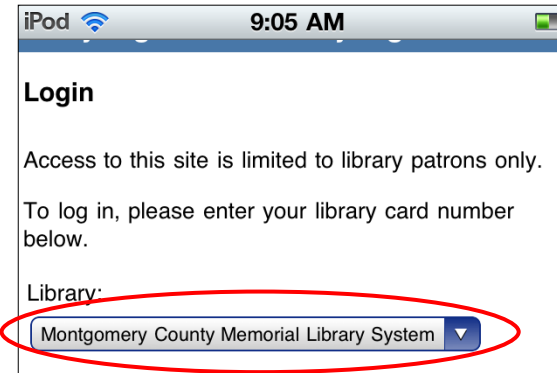
Once a title is discovered, if the item is available, you will be able to add to your cart to download. If the title is already in use, then you will be allowed to place a hold on the item to notify you when it is available. You can also add the item to your wish list for future reference.

3.

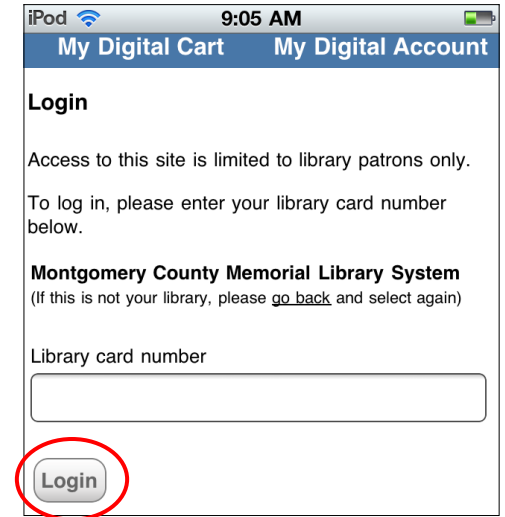


You will then have the option to continue browsing OR to checkout. If you continue browsing, repeat steps 1 and 2 until you are done. You will be only be permitted to check out a total of 5 items.

4.



Choose you library and enter your library card number to log into your account to checkout and download items.



5.

Click "Download."

The Overdrive Media Console App will automatically open and download selected titles.

Enjoy listening to or reading your selections!

