


## Common Questions



### Downloadable Media

## Audiobooks



## Overdrive Digital Media Collection

This brochure contains information for downloading digital Audiobooks to the following devices:

- Computer
- iPod Classic
- Compatible MP3 Players

**Q: How many items can be checked out?**

**A:** A maximum of 5 items can be checked out for either 7 or 14 days.

**Q: Can I return items early?**

**A:** Audiobooks and Videos cannot be returned early and are checked out until their due date.

**Q: How are items returned?**

**A:** Overdrive Media Console will notify you that the title has expired and make the file obsolete.

**Q: Why am I being asked to “Place on Hold” instead of “Check Out”?**

**A:** When purchasing titles, we are buying the rights for a single copy allowing one person to download the title at a time. In some cases, we may purchase two copies of a title allowing two users to download the file during the same checkout period.

**Q: How do I access items on Hold?**

**A:** Once an item on hold for you becomes available, Overdrive emails you with a two day window to download your requested item.



Central Library  
104 I-45 North  
Conroe, Texas 77301  
936.442.7712

Revised 6/2011

## Getting Started— Downloading the Overdrive Media Console

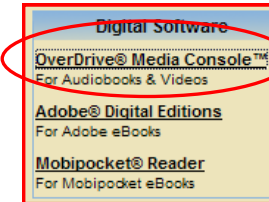
**A.**

Access the Houston Area Digital Media Catalog through the MCMLS website at [www.countylibrary.org](http://www.countylibrary.org)



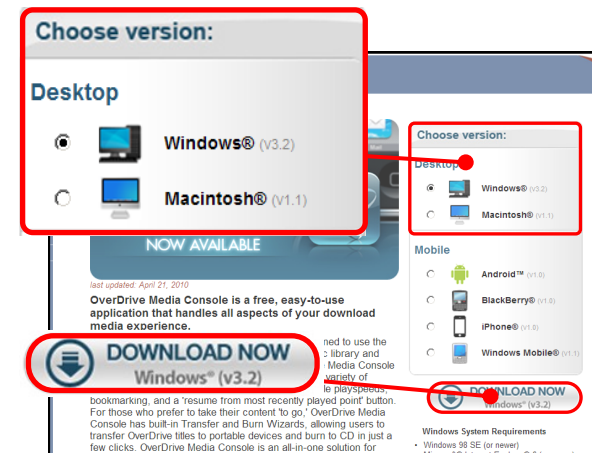
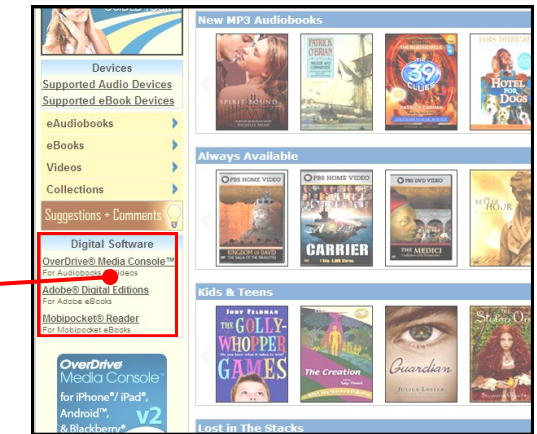
**B.**

Click on the “New to Digital Media” icon to view required software.



**C.**

After selecting the free *Overdrive Media Console* software link, select your desktop type and click “Download Now”. You can start downloading your titles once this is installed.



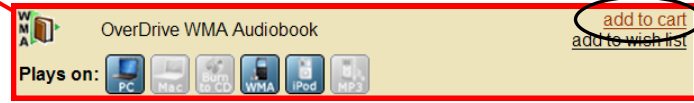
# Downloading Digital Audio/Video



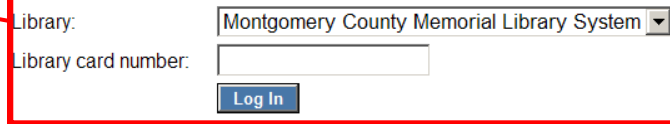
Downloadable Digital Audio and Video files are available for you to download for free through your library. Just visit the MCMLS Library website at [www.countylibrary.org](http://www.countylibrary.org) and click on the *Download Digital Media* Icon on the right side of the screen.



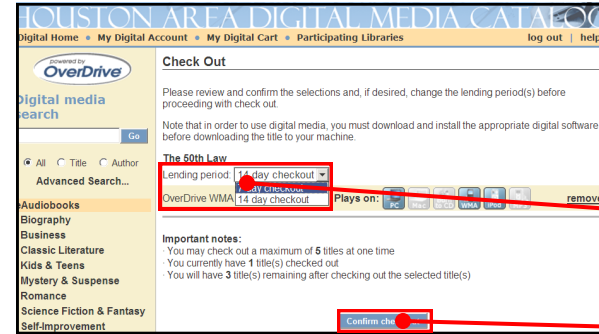
Add to your cart the titles you want to checkout and download. You can either search for titles, authors, or keywords, OR browse genre collections.



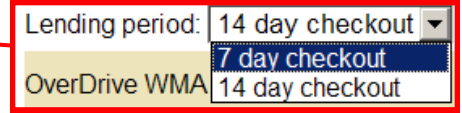
Once you proceed to checkout, you will be asked to select your library and enter your Library Card Barcode Number.



4.




Select the number of days for checkout and confirm the process.



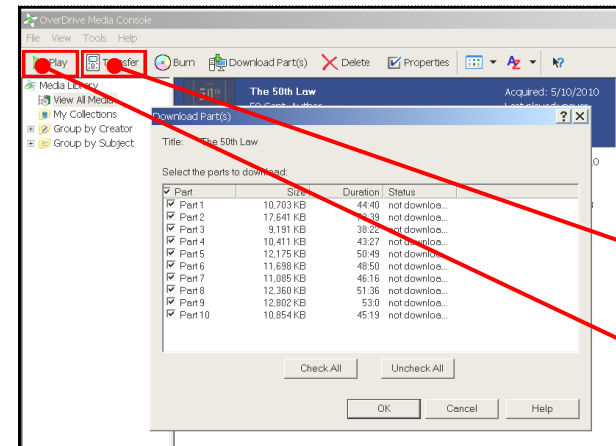
Confirm checkout

5.



Once the items are checked out to your account, you will be allowed to download the title.

6.



After downloading the title, you can enjoy it on your computer or transfer it to a compatible portable device.

